



# 2014 WORLD PRIDE FESTIVAL

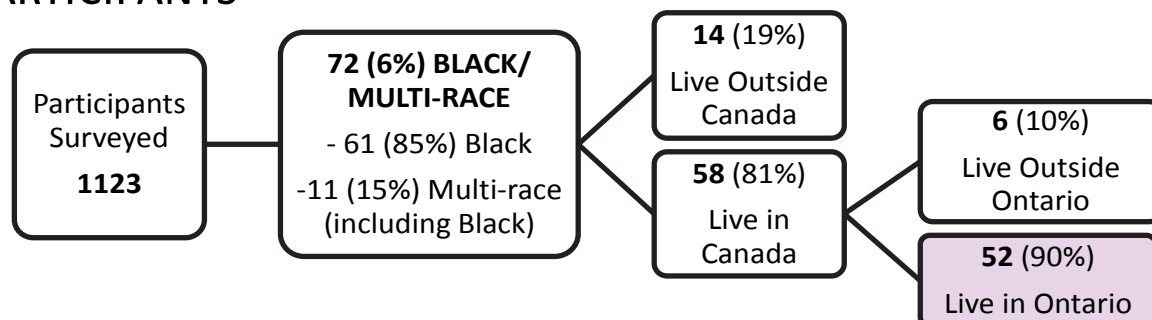
## SEX, DRUGS & ALCOHOL SURVEY

### SUMMARY OF FINDINGS FOR ONTARIO RESIDENTS WHO IDENTIFIED AS AFRICAN, CARIBBEAN, OR BLACK

#### OVERVIEW

- During the 2014 World Pride Festival in Toronto, the Centre for Addiction and Mental Health (CAMH) in collaboration with the AIDS Committee of Toronto (ACT) conducted the *Sex, Drugs and Alcohol Survey* through CAMH's mobile lab. Gay, bisexual, and other men who have sex with men were asked about their alcohol and substance use, sexual acts, and possible HIV-protective factors, covering the last 24 hours (i.e., during Pride) and the past 6 months (i.e. before Pride).
- 1123 participants provided valid data for analysis, among whom 72 (6%) included African, Caribbean, or Black in their racial identity. **This report summarizes the survey responses of the 52 participants from Ontario who identified as African, Caribbean, or Black. (1.1)**

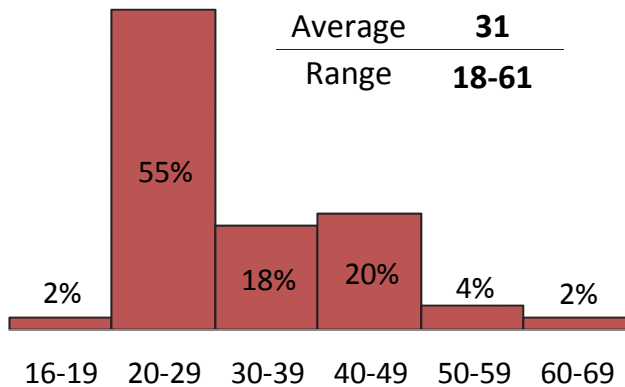
#### 1.1. PARTICIPANTS



## 2. DEMOGRAPHICS

- The average age of participants was 31, and the majority (55%) were between the ages of 20 and 29. (2.1)
- The vast majority of participants (90%) gender-identified as a man, with the remaining participants split relatively evenly among two-spirited and trans identities. (2.2)
- In terms of sexual orientation, approximately three quarters of participants (73%) identified as gay, and about 1 in 5 (19%) identified as bisexual. (2.3)
- Just over half of participants (52%) reported an average total household income of less than \$30,000. (2.4)

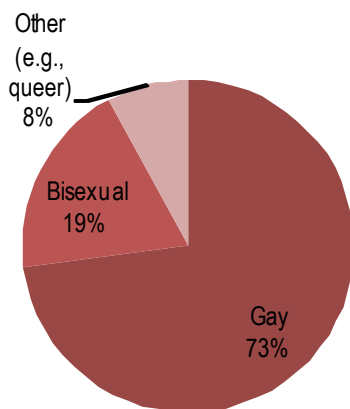
### 2.1. AGE



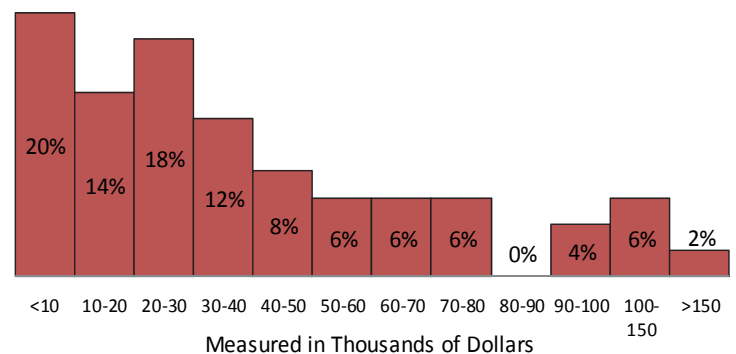
### 2.2. GENDER IDENTITY

90%	Man
4%	Two—Spirited
4%	Trans (Male to Female)
2%	Trans (Female to Male)

### 2.3. SEXUAL ORIENTATION

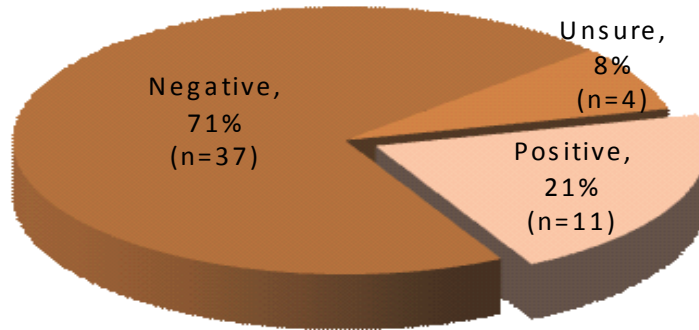


### 2.4. ANNUAL HOUSEHOLD INCOME



# 3. HIV STATUS AND ASSOCIATED CHARACTERISTICS

## 3.1. HIV STATUS



### 3.2. HIV NEGATIVE AND UNSURE PARTICIPANTS

- Roughly 4 out of 5 participants (78%) who were HIV-negative or who were unsure of their HIV status said they had tested for HIV in the past 6 months. (3.2.1)
- 12% reported ever having used Post-Exposure Prophylaxis (PEP), and approximately one third (32%) did not know what PEP was. (3.2.2)

#### 3.2.1. WHEN WAS THE LAST TIME YOU TESTED FOR HIV?

<b>78%</b>	In the Past 6 Months
<b>12%</b>	More than 6 Months Ago
<b>10%</b>	Never

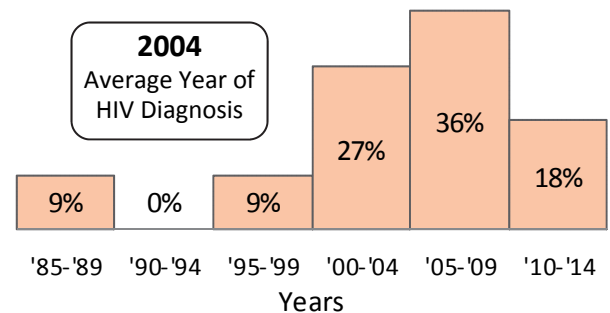
#### 3.2.2. EVER USED POST-EXPOSURE PROPHYLAXIS (PEP)?

<b>12%</b>	Yes
<b>56%</b>	No
<b>32%</b>	I don't know what PEP is

### 3.3. HIV POSITIVE PARTICIPANTS

- 81% of HIV-positive participants were diagnosed between 2000 and 2014 (3.3.1)
- All HIV-positive participants (100%) reported currently taking antiretroviral medication.
- 91% reported currently having an undetectable HIV Viral Load. (3.3.2)

#### 3.3.1. YEAR DIAGNOSED WITH HIV



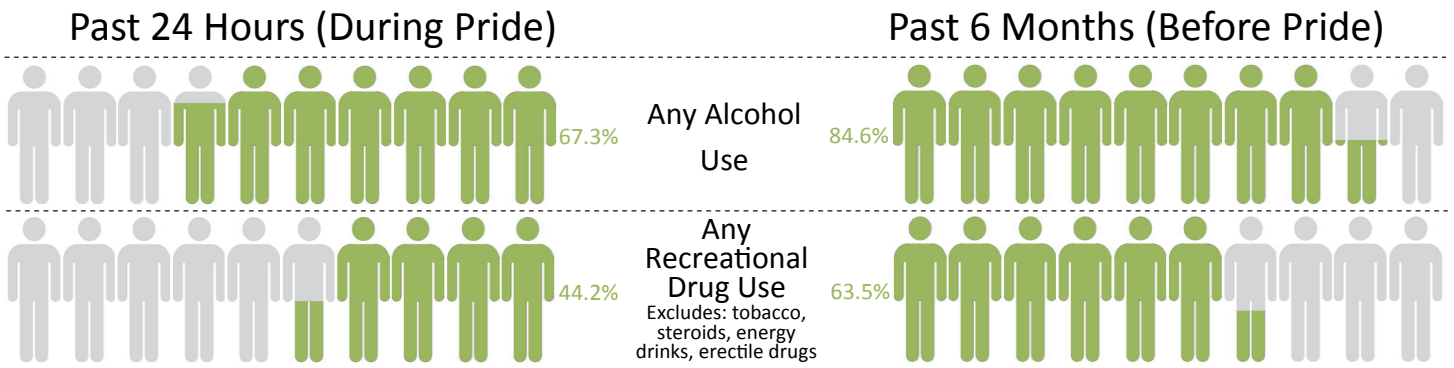
#### 3.3.2. CURRENTLY HAVE AN UNDETECTABLE HIV VIRAL LOAD?

<b>91%</b>	Yes
<b>0%</b>	No
<b>9%</b>	I don't know

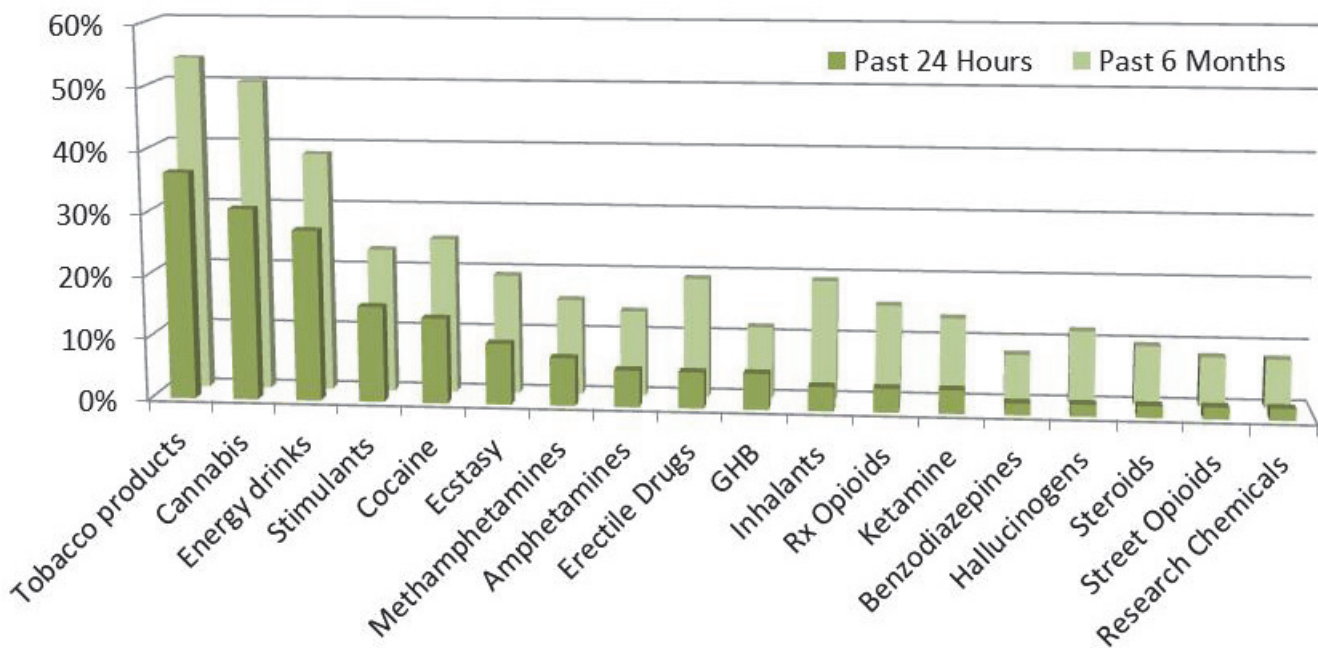
## 4. ALCOHOL AND SUBSTANCE USE

- Just over two thirds of respondents (67.3%) reported consuming alcohol in the past 24 hours (i.e., during Pride), and just under half (44.2%) used recreational drugs during that timeframe. (4.1)
- For all substances, reported use was lower in the past 24 hours than in the past 6 months. (4.1, 4.2)

### 4.1. ALCOHOL AND SUBSTANCE USE DURING PRIDE AND BEFORE PRIDE



### 4.2. SPECIFIC SUBSTANCES USED DURING PRIDE AND BEFORE PRIDE



## 5. GENERAL PATTERNS OF ALCOHOL USE

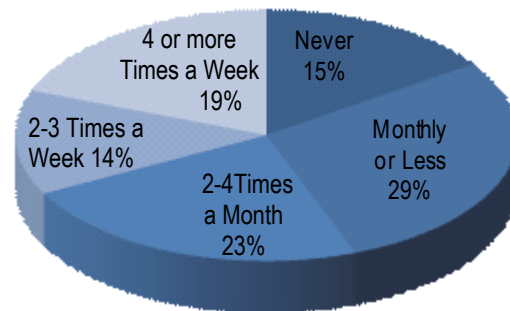
- Over half of participants (53%) reported drinking at hazardous levels (based on AUDIT-C scores). (5.1)
- Approximately 1 in 5 participants (19%) consumed alcohol 4 or more times per week. (5.2)
- 2 out of 5 drinkers (40%) reported consuming 5 or more drinks on a typical day when drinking. (5.3)
- Approximately one third of drinkers (34%) reported engaging in binge drinking episodes at least monthly (Note that six or more drinks on one occasion constitutes a binge episode). (5.4)

### 5.1. HAZARDOUS DRINKING

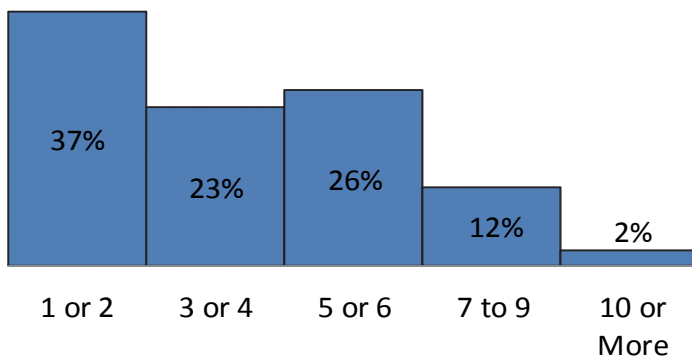


**53%** reported drinking at hazardous levels

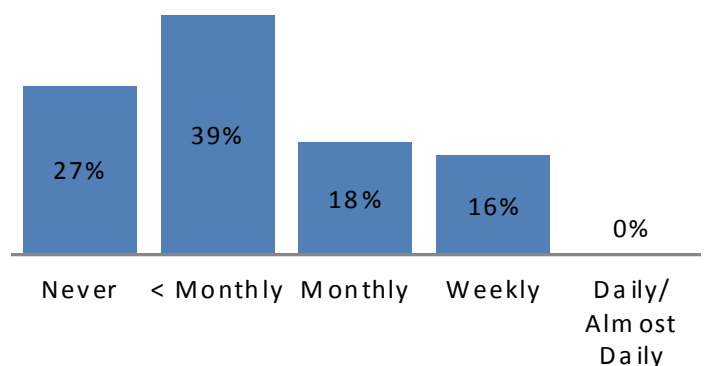
### 5.2. FREQUENCY OF HAVING A DRINK CONTAINING ALCOHOL



### 5.3. AMONG DRINKERS: NUMBER OF DRINKS CONSUMED ON A TYPICAL DRINKING DAY



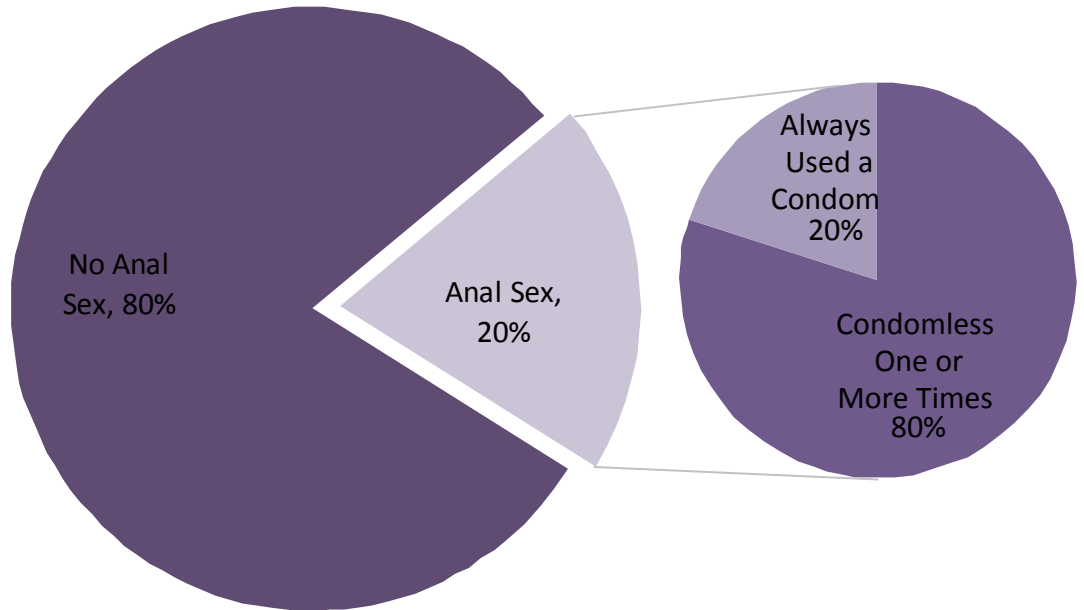
### 5.4. AMONG DRINKERS: FREQUENCY OF HAVING 6 OR MORE DRINKS ON ONE OCCASION



## 6. SEXUAL BEHAVIOUR

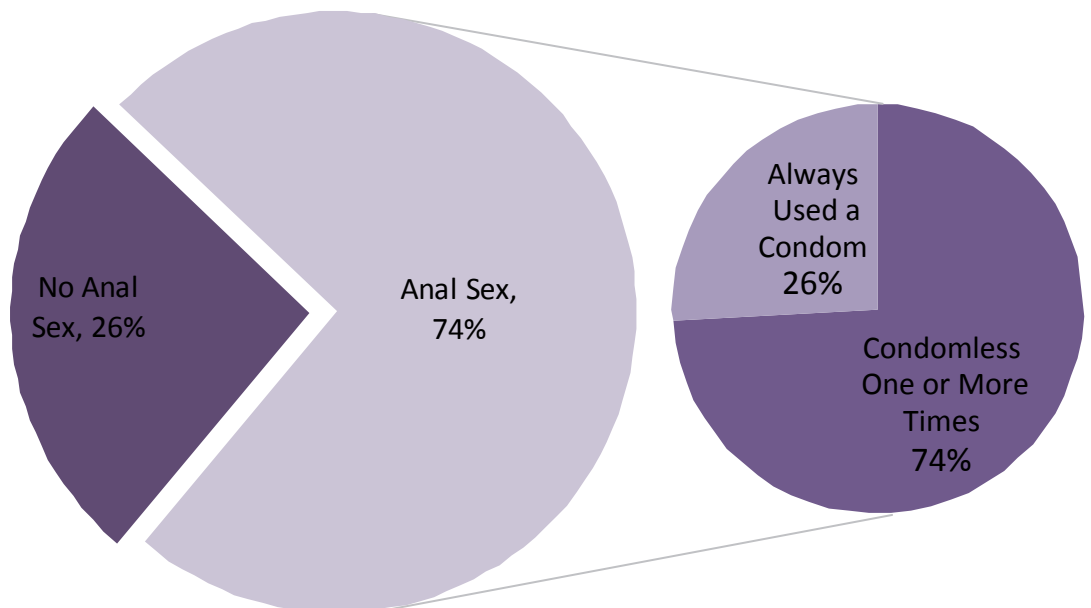
### 6.1. ANAL SEX IN THE LAST 24 HOURS (DURING PRIDE)

- 1 out of 5 participants (20%) reported anal sex in the past 24 hours.
- Of those who had anal sex, four out of five (80%) reported having sex without a condom.



### 6.2. ANAL SEX IN THE LAST 6 MONTHS (BEFORE PRIDE)

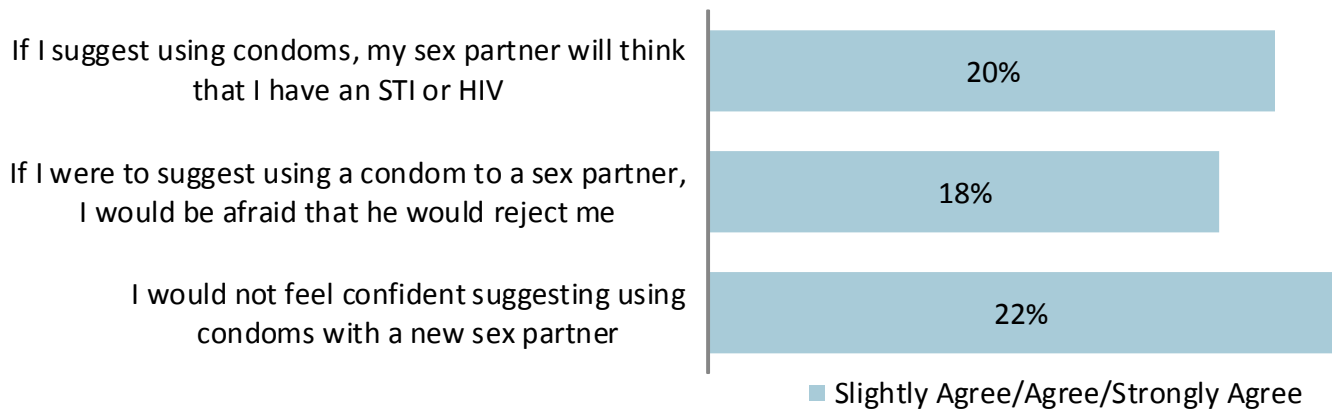
- Almost 3/4 (74%) had anal sex in the last 6 months before Pride.
- Of those who had anal sex, almost 3/4 (74%) reported having sex without a condom.



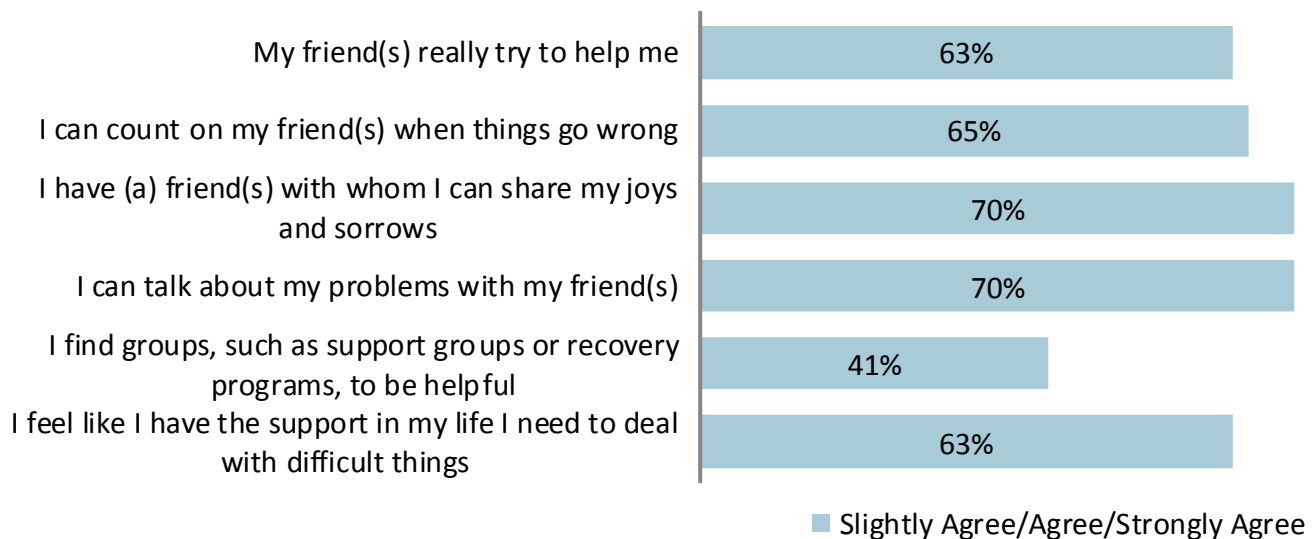
# 7. CONFIDENCE IN TALKING ABOUT CONDOMS AND PERCEIVED SOCIAL SUPPORT

- Although most participants generally felt confident in their ability to talk about condoms, about 1 in 5 (22%) indicated that they would not feel confident suggesting using condoms to a new sex partner. (7.1)
- Participants tended to perceive sufficient levels of social support, with greater than 60% endorsing most social support indicators. However, fewer than half (41%) indicated that support groups and recovery programs are helpful. (7.2)

## 7.1. CONFIDENCE IN TALKING ABOUT CONDOMS



## 7.2. SOCIAL SUPPORT

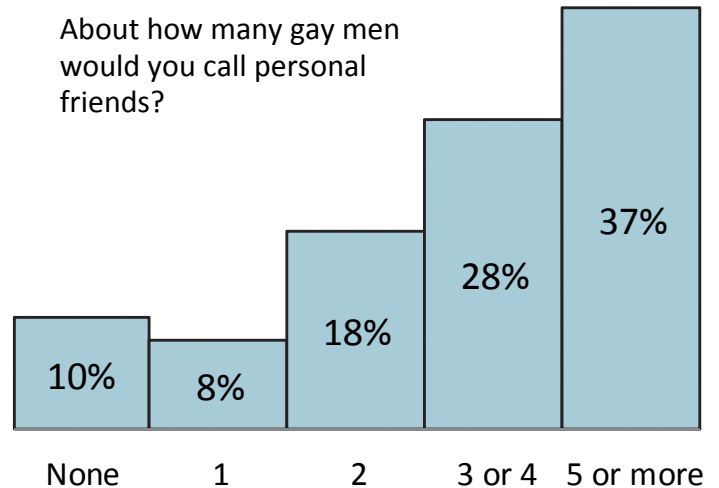


## 8. CONNECTEDNESS TO THE GAY COMMUNITY AND GAY IDENTITY

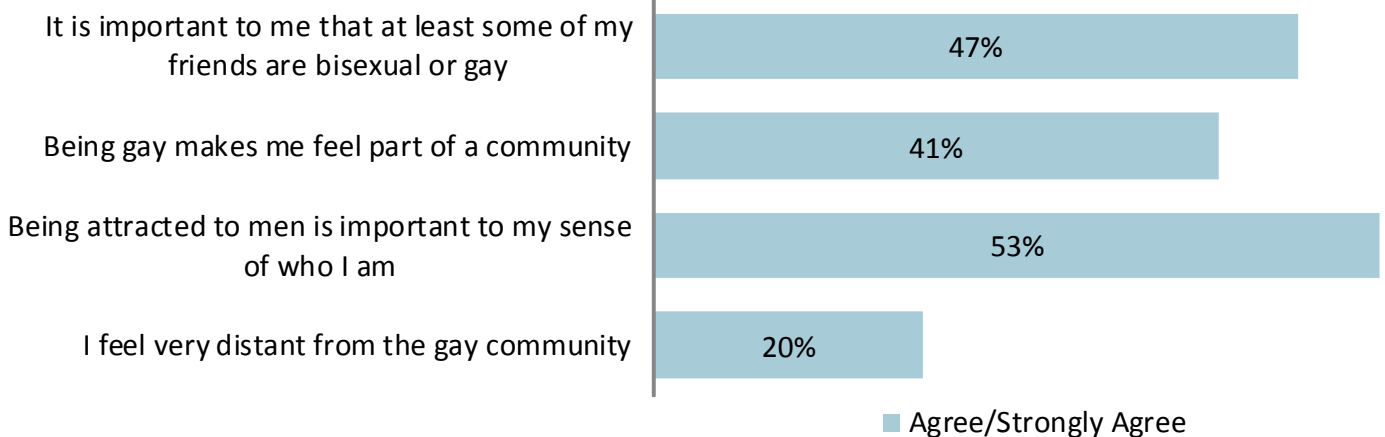
- 90% of participants indicated that they have at least one gay man as a personal friend. 37% indicated that they have five or more such friends. (8.1)
- Fewer than half of the participants (41%) indicated that being gay made them feel like part of a community, and 20% felt very distant from the gay community. (8.2)

### 8.1. GAY FRIENDSHIPS

About how many gay men would you call personal friends?



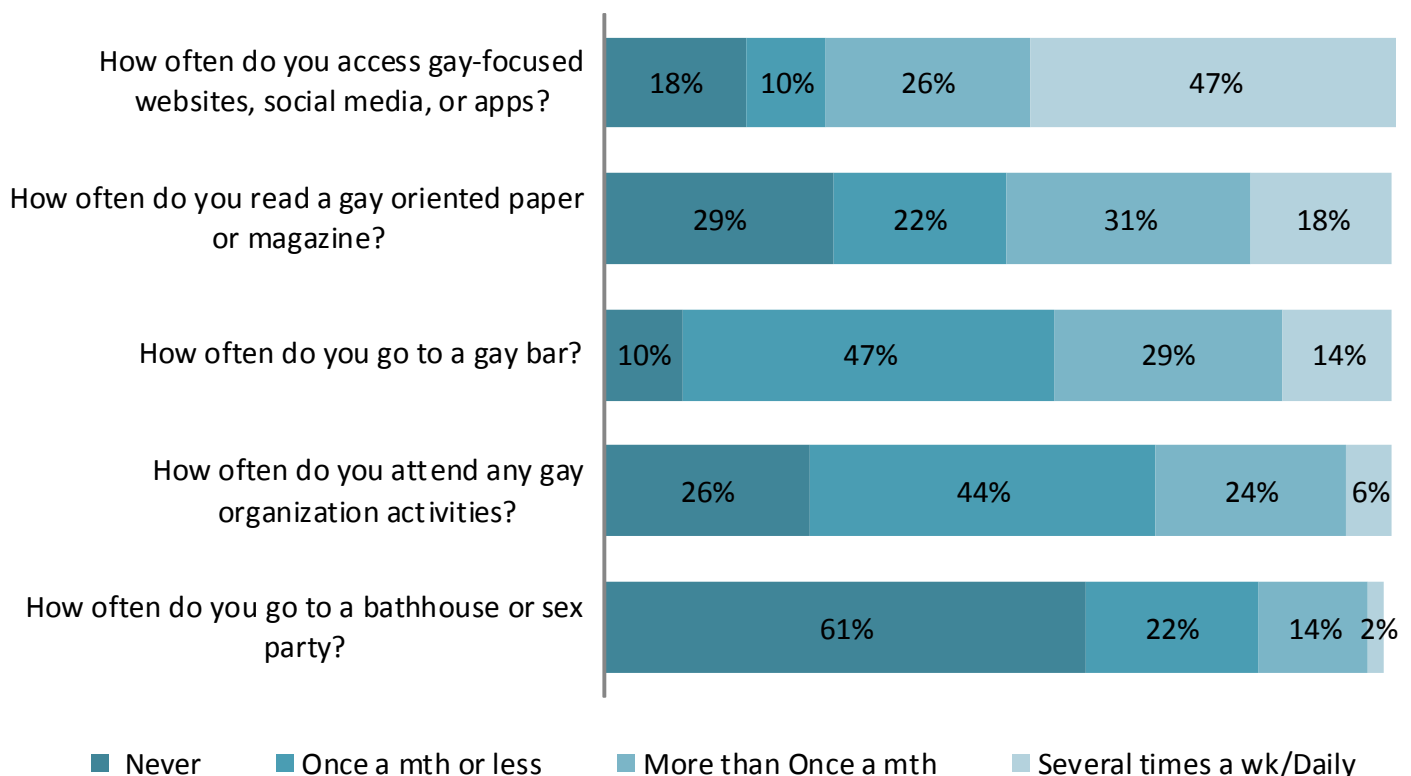
### 8.2. GAY IDENTITY AND THE GAY COMMUNITY





## 9. PARTICIPATION IN GAY-RELATED ACTIVITIES

- The vast majority of participants (82%) indicated that they access gay-focused websites, social media, or apps, with roughly half (47%) accessing these types of electronic media several times a week or daily.
- Although most participants reported that they go to gay bars, approximately half (47%) indicated that they go only once a month or less frequently. Approximately 10% indicated that they never go.
- The majority of participants (61%) reported that they never go to bathhouses or sex parties.



# 10. SUMMARY

- Approximately 6% of the individuals who took part in the Sex, Drugs & Alcohol survey identified as African, Caribbean, or Black.
- Several strengths were demonstrated among group members, including generally high levels of self-efficacy to negotiate condoms with sex partners, perceiving sufficient social support, and having a positive gay identity.
- As demonstrated by some individuals in this group, some challenges remain, including elevated levels of alcohol consumption and substance use, as well as the inconsistent use of condoms.

## CONTACT INFORMATION AND ACKNOWLEDGEMENTS

Copyright © 2016

Social and Epidemiological Research Department, Centre for Addiction and Mental Health (CAMH).

For additional information, please contact:

Paul Shuper, Ph.D., *Senior Scientist*  
Social and Epidemiological Research Department  
Centre for Addiction and Mental Health (CAMH)  
33 Russell Street  
Toronto, Ontario, Canada, M5S 2S1  
Phone: 416-535-8501, x34097  
E-mail: paul.shuper@camh.ca

This work was supported by a grant from the Ontario HIV Treatment Network (OHTN) awarded to Paul Shuper, Ph.D. (CAMH; University of Toronto); Duncan MacLachlan (AIDS Committee of Toronto (ACT); OHTN); John Maxwell (ACT); Tim Guimond, MD, MSc, FRCPC (University of Toronto; St. Michael's Hospital); and Barry Adam, Ph.D. (University of Windsor; OHTN). This project was made possible with the assistance and input from a number of community agencies and stakeholders, and we are very grateful to all of the individuals who participated in this study.

Suggested citation: Shuper, P.A., MacLachlan, D., Schell, C., Joharchi, N., Guimond, T., Maxwell, J., Lisk, R., & Adam, B. (2016). *2014 World Pride Festival Sex, Drugs and Alcohol Survey – Summary of findings: Ontario residents who identified as African, Caribbean, or Black*. Toronto, Canada: Centre for Addiction and Mental Health.

