

Ethnoracial characteristics of MSM in Ontario



Robert S. Remis, Juan Liu
Dalla Lana School of Public Health
University of Toronto

Ethnoracial MSM Research Think Tank
Toronto, June 18, 2009

Modeled estimates of HIV among men having sex with men by year, Ontario 2003-2007

	Incidence	Incidence	Prevalence	Prevalence
	number	rate	number	rate
2003	747	0.99%	12,740	14.6%
2004	760	1.02%	13,383	15.3%
2005	772	1.02%	14,032	15.7%
2006	775	1.02%	14,679	16.3%
2007	760	0.99%	15,300	16.8%

Modeled estimates of HIV prevalence and incidence among MSM by region, Ontario 2007

	Estimated population	Prevalence number	Prevalence rate	Incidence number	Incidence rate
Toronto	48,300	10,800	22.4%	530	1.40%
Ottawa	10,500	1,210	11.5%	80	0.86%
Central East, Other	12,100	8,550	7.0%	35	0.31%
Eastern, Other	2,700	270	10.0%	15	0.62%
Central West	8,000	1,010	12.6%	45	0.64%
Southwest	6,500	900	13.8%	45	0.80%
Northern	3,000	180	6.0%	10	0.35%
Ontario	91,100	15,300	16.8%	760	1.00%

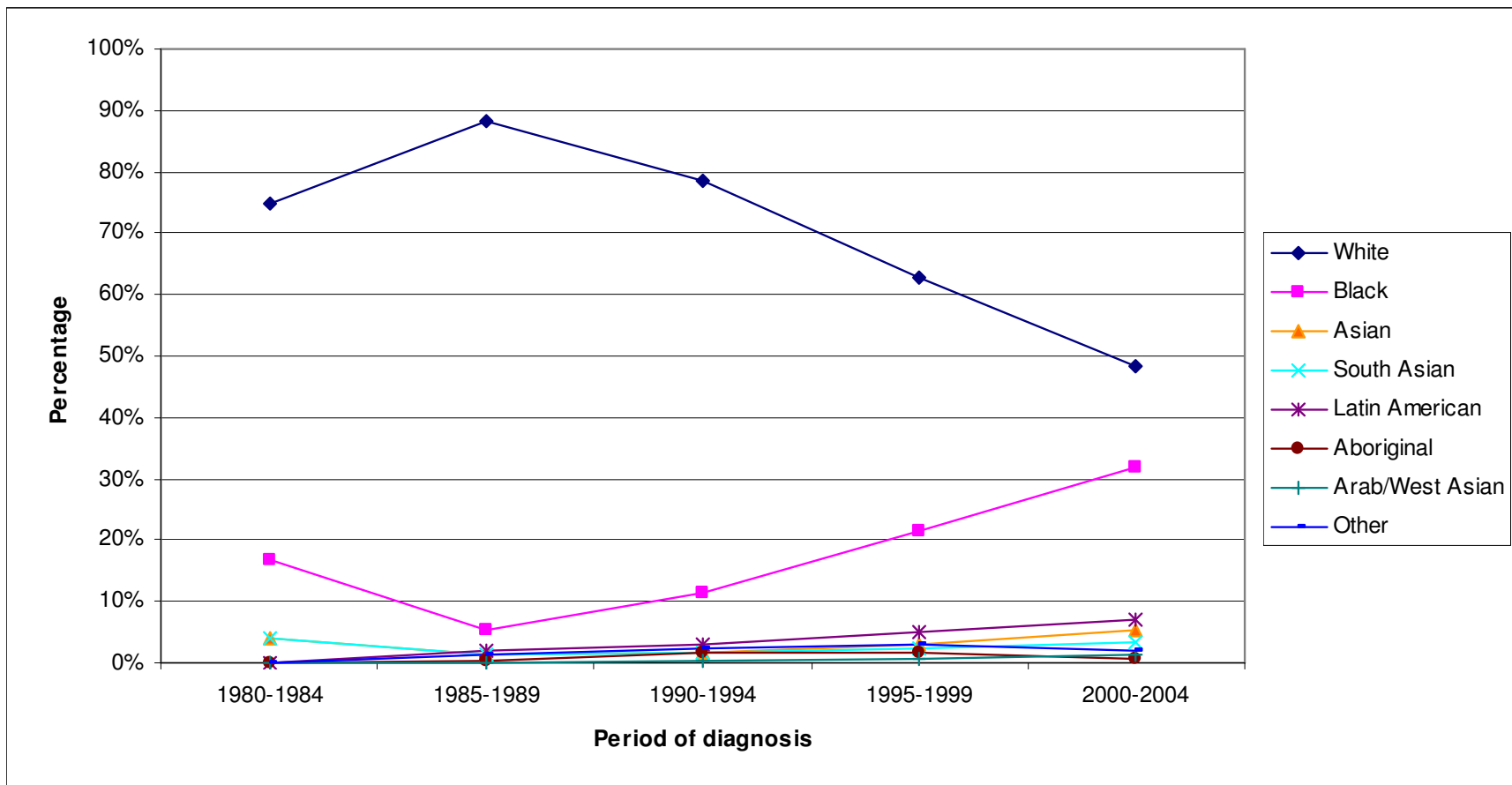
Number of AIDS cases among MSM by race/ethnicity by health region, 1981-2004

	Toronto	Central East, Other	Ottawa	Eastern, Other	Central West	Southwest	Northern	Total
White	2,765	91	324	38	142	97	57	3,514
Black	122	9	7	-	2	1	-	141
Asian	84	11	2	-	1	3	-	101
South Asian	24	-	-	-	-	1	-	25
Latin American	100	4	7	-	2	1	-	114
Aboriginal	18	-	4	1	1	1	3	28
Other	34	2	2	-	3	3	1	45
Unknown	496	235	33	59	269	281	47	1,420
Total	3,643	352	379	98	420	388	108	5,388

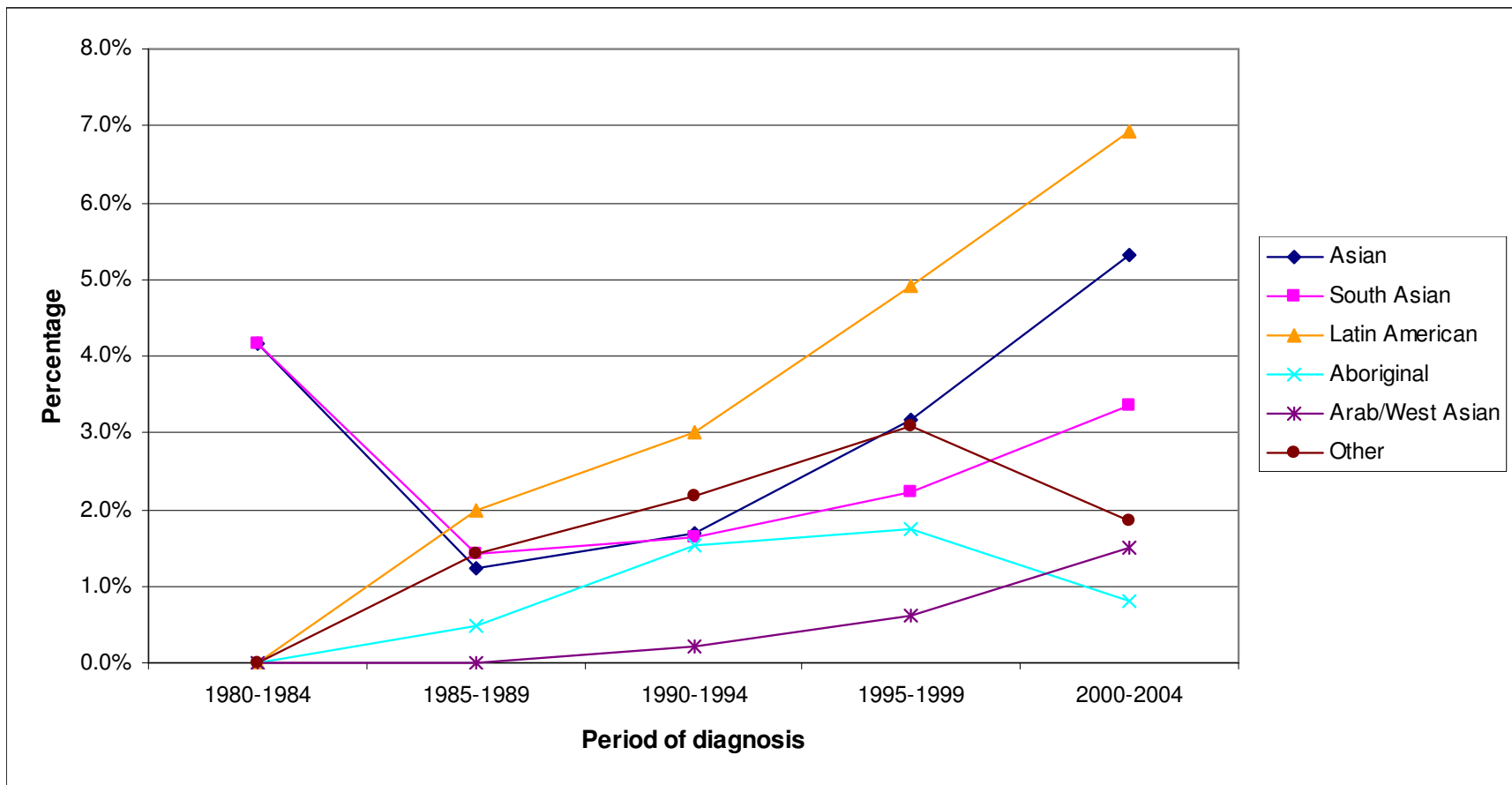
Number of AIDS cases among MSM by race/ethnicity and period of diagnosis, Ontario, 1981-2004

	1980-1984	1985-1989	1990-1994	1995-1999	2000-2004	Total
White	18	938	1,437	936	545	3,874
Black	4	56	207	318	360	945
Asian	1	13	31	47	60	152
South Asian	1	15	30	33	38	117
Latin American	-	21	55	73	78	227
Aboriginal	-	5	28	26	9	68
Arab/West Asian	-	-	4	9	17	30
Other	-	15	40	46	21	122
Unknown	13	1,338	1,181	496	898	3,926
Total	37	2,401	3,013	1,984	2,026	9,461

Proportion of AIDS cases among MSM by race/ethnicity and period of diagnosis, Ontario, 1981-2004



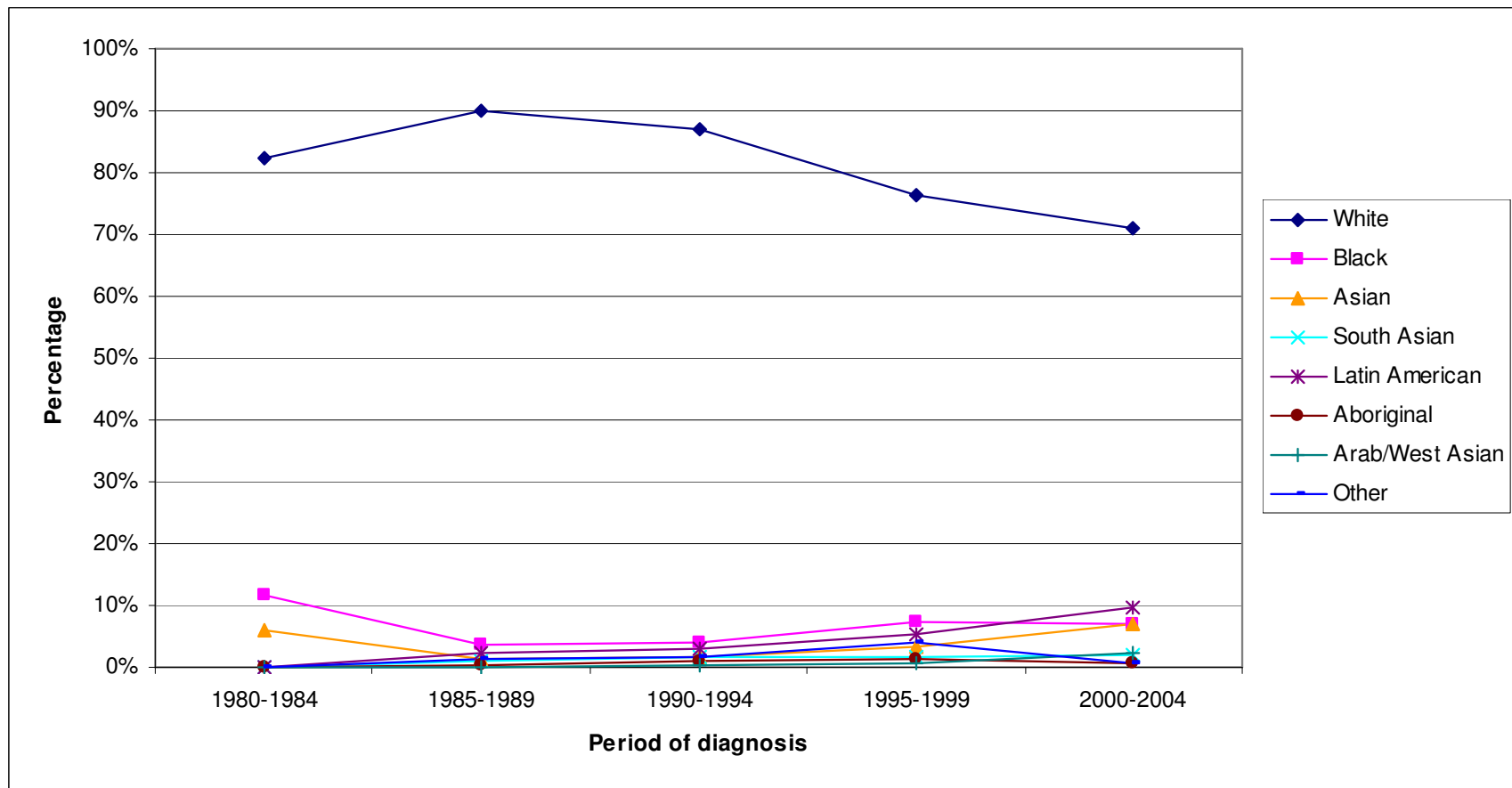
Proportion of AIDS cases among MSM by race/ethnicity and period of diagnosis, Ontario, 1981-2004



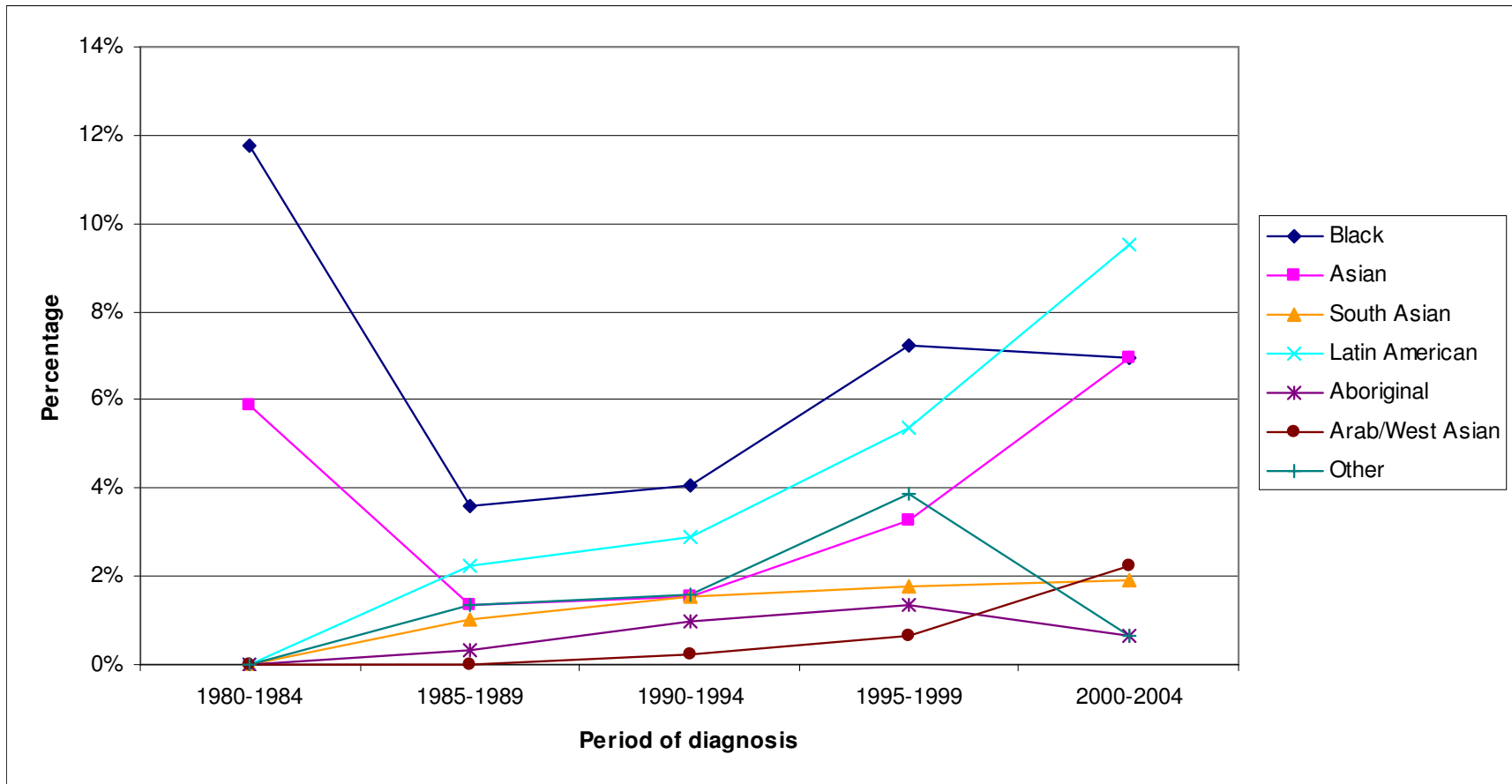
Number of HIV diagnoses among MSM by race ethnicity and period of diagnosis, Toronto, 1981-2004

	1980-1984	1985-1989	1990-1994	1995-1999	2000-2004	Total
White	14	803	1,137	728	449	3,131
Black	2	32	53	69	44	200
Asian	1	12	20	31	44	108
South Asian	-	9	20	17	12	58
Latin American	-	20	38	51	60	169
Aboriginal	-	3	13	13	4	33
Arab/West Asian	-	-	3	6	14	23
Other	-	12	21	37	1	74
Unknown	9	1,063	732	299	502	2,605
Total	26	1,954	2,037	1,251	1,133	6,401

Proportion of HIV diagnoses among MSM by race ethnicity and period of diagnosis, Toronto, 1981-2004



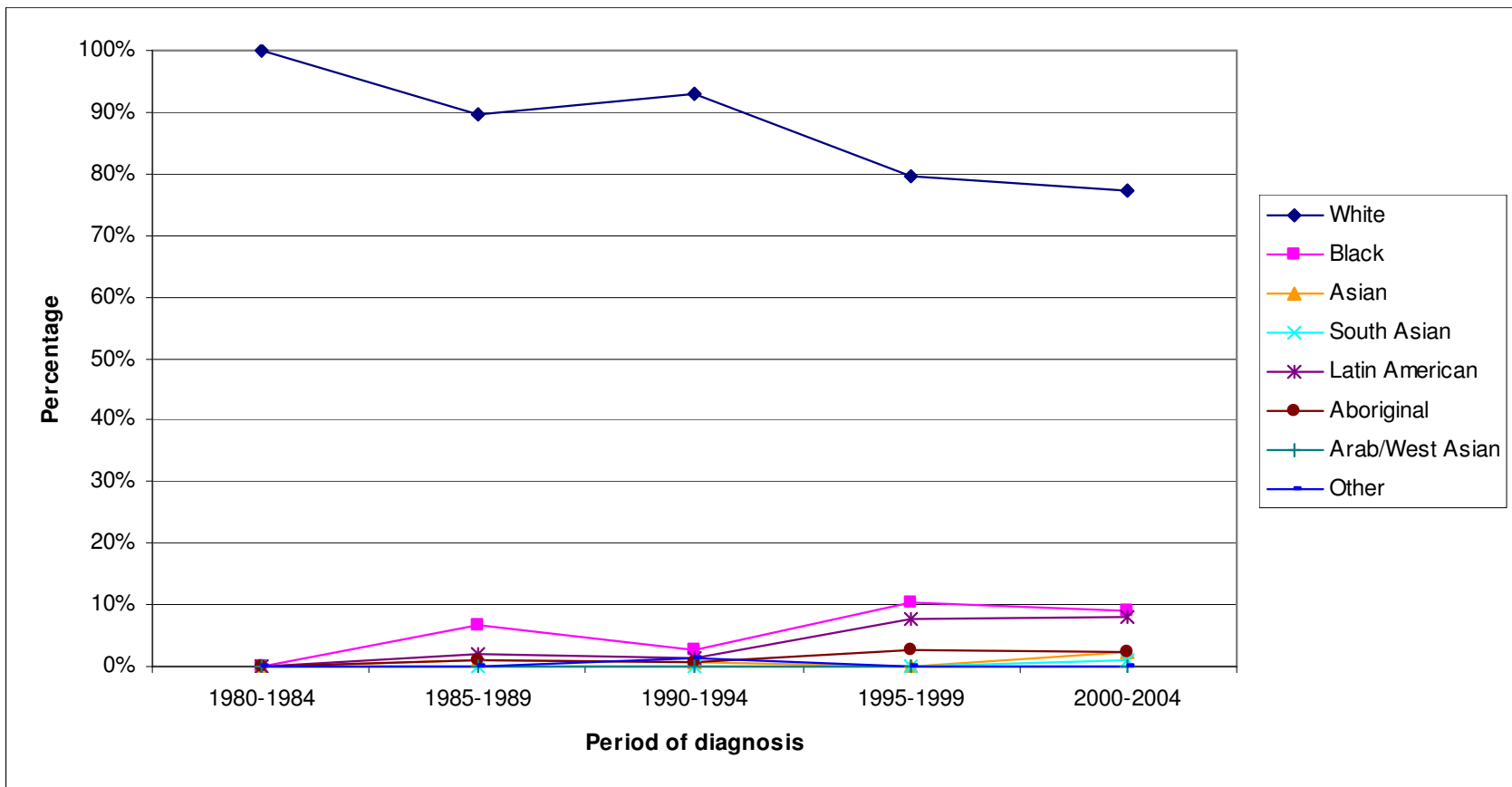
Proportion of HIV diagnoses among MSM by race ethnicity and period of diagnosis, Toronto, 1981-2004



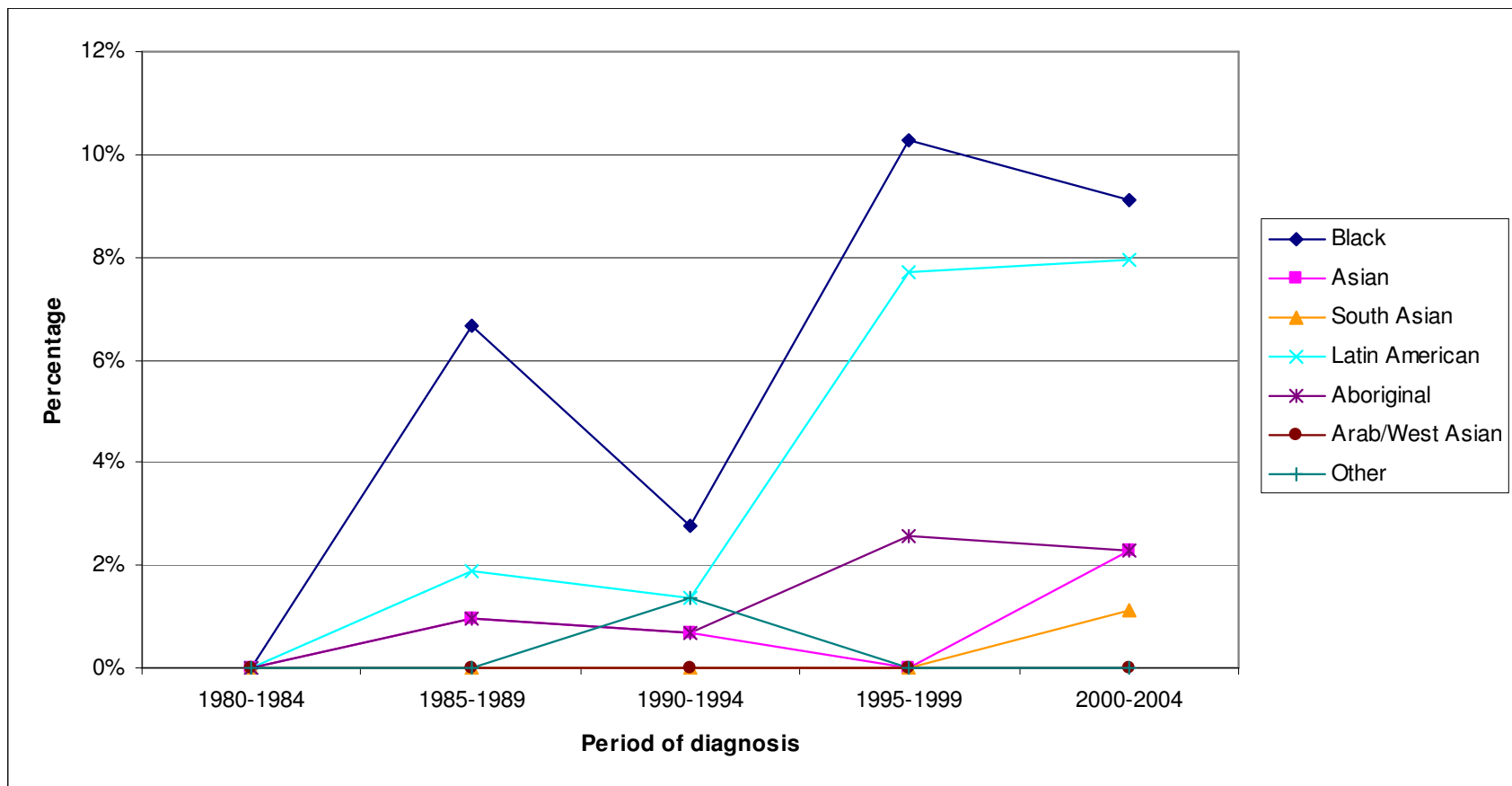
Number of HIV diagnoses among MSM by race/ethnicity and period of diagnosis, Ottawa, 1981-2004

	1980-1984	1985-1989	1990-1994	1995-1999	2000-2004	Total
White	1	94	135	31	68	329
Black	-	7	4	4	8	23
Asian	-	1	1	-	2	4
South Asian	-	-	-	-	1	1
Latin American	-	2	2	3	7	14
Aboriginal	-	1	1	1	2	5
Arab/West Asian	-	-	-	-	-	-
Other	-	-	2	-	-	2
Unknown	-	47	37	100	49	233
Total	1	152	182	139	137	611

Proportion of HIV diagnoses among MSM by race/ethnicity and period of diagnosis, Ottawa, 1981-2004



Proportion of HIV diagnoses among MSM by race/ethnicity and period of diagnosis, Ottawa, 1981-2004



Modeled estimates of HIV-infected MSM by race/ethnicity

	Toronto	Central East, Other	Ottawa	Eastern, Other	Central West	Southwest	Northern	Total	
White	6,507	629	677	175	750	693	193	9,624	62.9%
Black	2,211	214	230	59	255	235	66	3,270	21.4%
Asian	327	32	34	9	38	35	10	483	3.2%
South Asian	229	22	24	6	26	24	7	339	2.2%
Latin American	508	49	53	14	59	54	15	751	4.9%
Aboriginal	181	17	19	5	21	19	5	267	1.7%
Other	63	6	7	2	7	7	2	93	0.6%
Unknown	320	31	33	9	37	34	9	473	3.1%
Total	10,345 70.9%	1,000 5.6%	1,076 8.0%	278 1.8%	1,193 1.7%	1,102 5.9%	307 1.2%	15,300	

Acknowledgements



- Frank McGee, AIDS Bureau, Ontario Ministry of Health and Long-Term Care (OMHLTC)
- Toronto and Ottawa Public Health Units
- Public Health Division, OMHLTC
- Airie Santiago and Claudia Rank